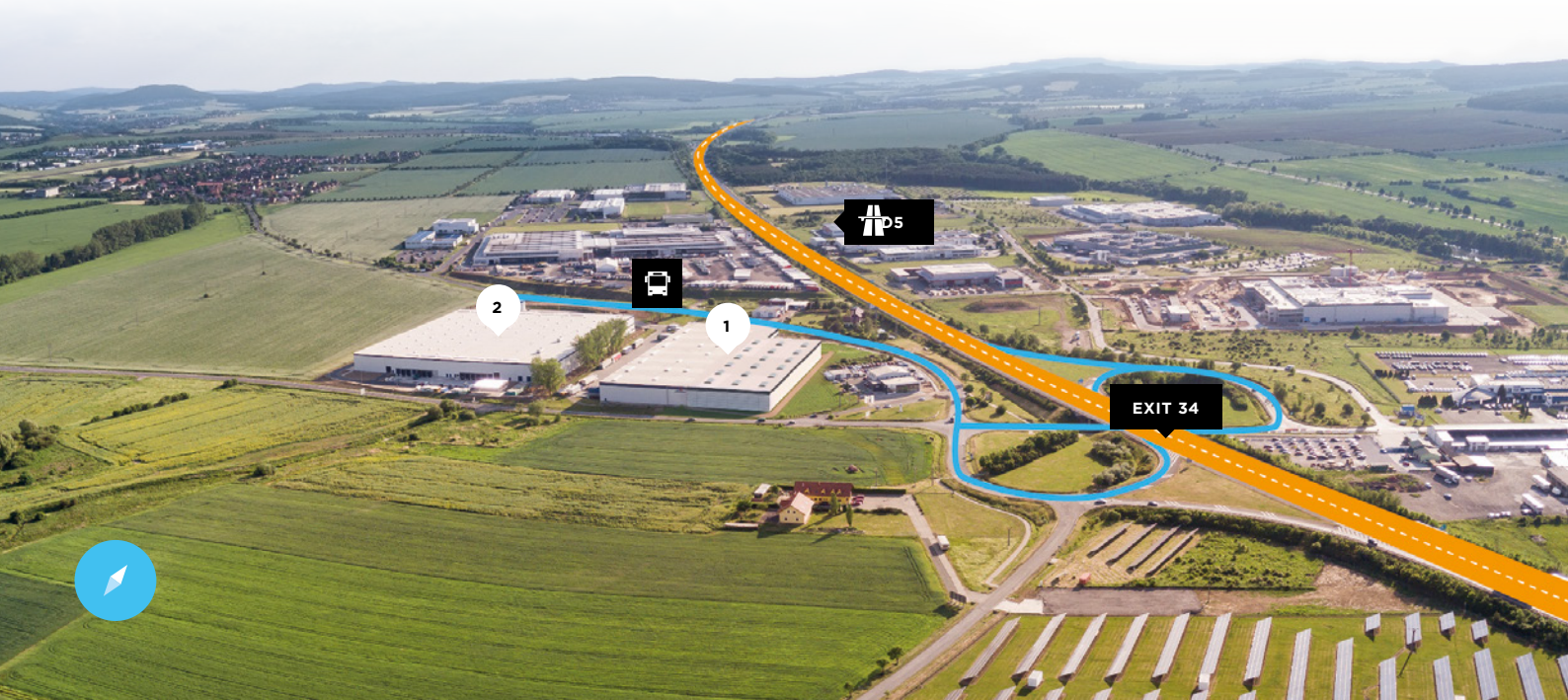


Park D5 Hořovice offers 42,281 sq m of industrial space suitable for logistic and production activities. Located directly at exit 34 of motorway D5.

↓ **PRAGUE CENTRE**
49 km, 35 min
PRAGUE RING ROAD
49 km

↑ **PILSEN**
45 km, 29 min
GERMAN BORDER
125 km, 115 min



LOCATION IS KEY

● DEVELOPMENT SPACE

Park D5 Hořovice offers 42,281 sq m of industrial space suitable for logistic and production activities.

● ACCESS

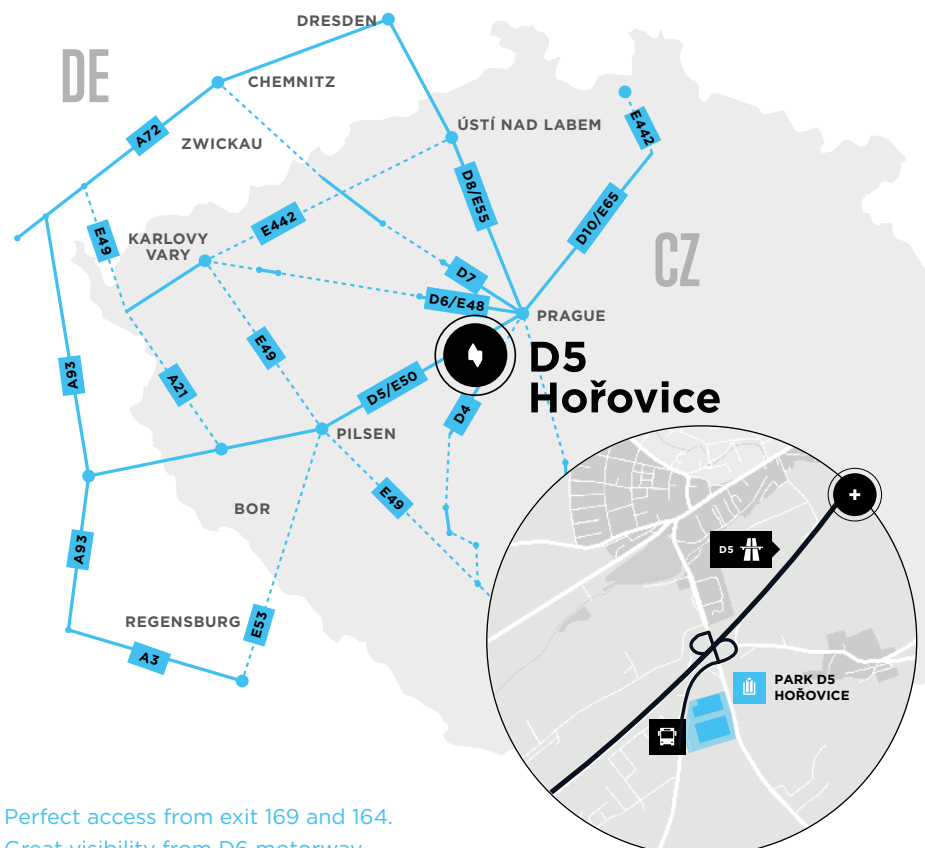
Panattoni Park D5 Hořovice is located just off motorway D5 which connects Bavaria and Prague and is the most popular motorway in Central Europe among logistical and industrial companies.

● BORDERS

Location enable perfect connection to German borders as well as the capital of the Czech Republic, Prague. Perfect solution for manufacturing, warehousing and logistic operations.

● PUBLIC TRANSPORT

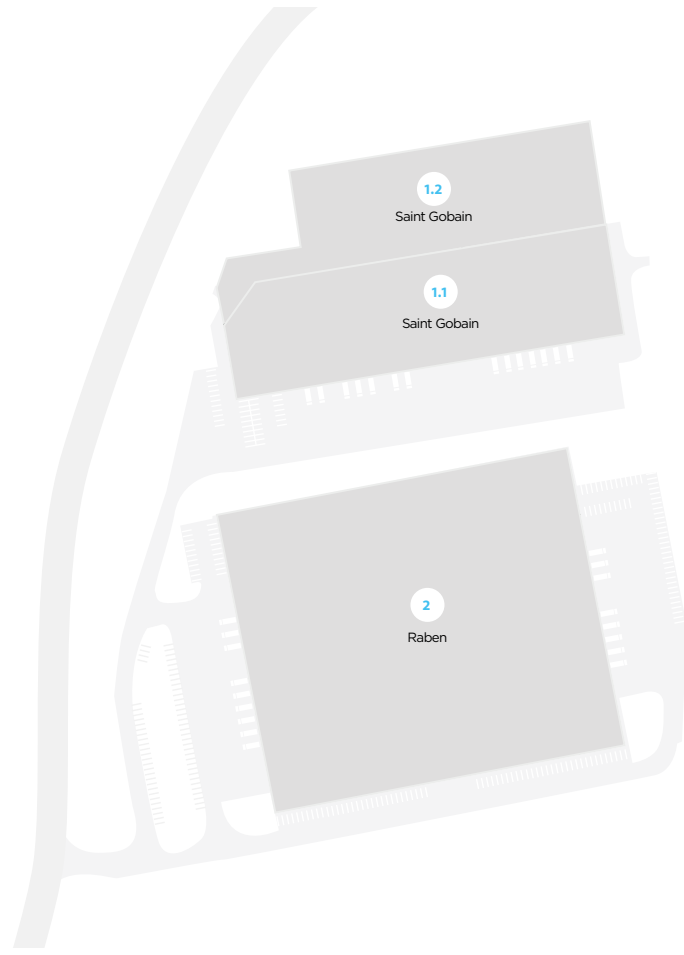
Bus stop "Žebrák, průmyslová zóna jih" is located at the entrance to the park.



Perfect access from exit 169 and 164.
Great visibility from D6 motorway.

BUILDING INFORMATION

Building 1.1	10,093 sq m
Building 1.2	7,500 sq m
Building 2	24,686 sq m



WAREHOUSE

Column grid 12 m × 24 m
 Clear height 10 m
 ESFR sprinkler system
 Light intensity in the hall 200 lux
 Skylights min 2%
 Floor loading 5t/sq m

OFFICE PREMISES

Clear height 2.7 m
 Light intensity 500 lux
 Built to suit solution

SUSTAINABILITY TREND

We meet the strictest standards of modern, environmentally friendly construction.

This is why our projects aim for the BREEAM “Very Good” rating at least.



STANDARD TECHNICAL SPECIFICATION

1 SUPPORTING STRUCTURE

Pad or pilot foundations, insulated plinth panels up to 30 cm above floor.

2 FLOOR

Fibre reinforced concrete floor, PE membrane, cut joints, 18 cm thick, surface treated with hardener.

3 ROOF

Corrugated steel sheets, mineral wool insulation, PVC membrane.

4 FAÇADE

Horizontal sandwich panels with mineral wool insulation.

5 DOCKS

1x electrically operated 3 × 3.2 m dock for each 1,000 sq m of hall.

6 HALL INSTALLATIONS

Gas Sahara heaters or infrared gas radiators, heating according to norms for warehousing.

7 PRODUCTION UPGRADE (OPTIONAL)

Increased façade and roof insulation.

8 OFFICES

2 level custom designed in-built, incl. offices, socials, locker rooms, day room, excl. furniture and appliance.

9 OUTSIDE AREAS

Hard areas from concrete pavers, sloped for drainage.



Accolade Holding, a.s.

Czech Republic

Sokolovská 394/17
 186 00 Prague 8

info@accolade.eu
 +420 220 303 019
 www.accolade.eu

Poland

Warsaw Financial Center (29th floor)
 Emilii Plater 53
 00-113 Warszawa

poland@accolade.eu
 +48 508 611 226
 www.accolade.eu/pl

Spain

Avda. Aragón 30
 46021 Valencia

spain@accolade.eu
 www.accolade.eu/en

