

Park Częstochowa offers 30,909 sq m of industrial space suitable for light production, logistic and e-commerce activities. Park is a modern and flexible logistic complex in key industrial hub in the Central and Eastern Europe and has immediate access to the public transport.

CZĘSTOCHOWA CITY CENTRE
5.5 km, 10 min
KATOWICE AIRPORT
50 km, 40 min

KATOWICE
76 km, 60 min
ŁÓDŹ AIRPORT
120 km, 90 min
KRAKOW AIRPORT
130 km, 80 min

KRAKOW AIRPORT →
130 km, 80 min
OSTRAVA AIRPORT
185 km, 120 min
CZECH BORDERS
90 km, 100 min



LOCATION IS KEY

DEVELOPMENT SPACE

Park Częstochowa offers 30,909 sq m of industrial space suitable for light production, logistic and e-commerce activities.

ACCESS

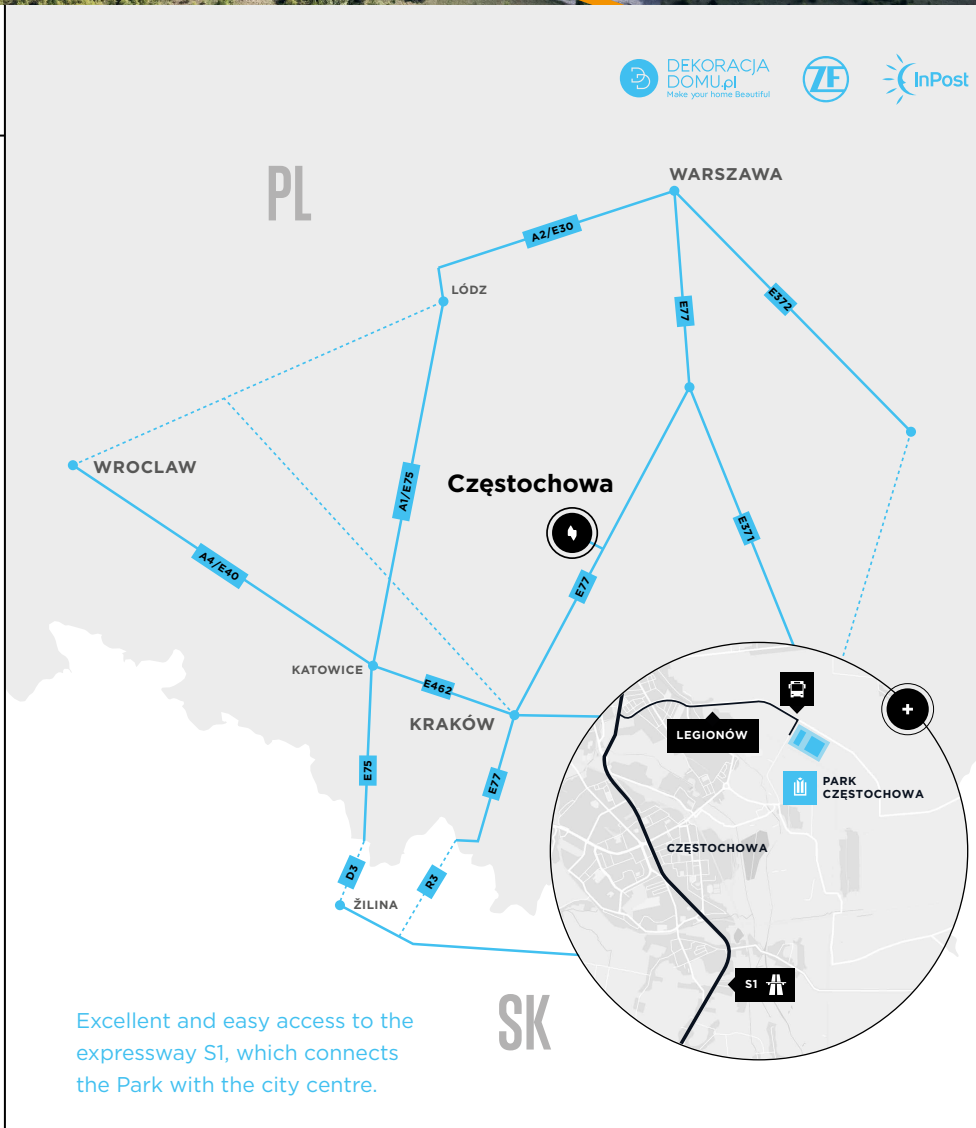
Excellent and easy access to the expressway S1, which connects the Park with the city centre. The Park is also half hour drive from the motorway A1 connecting Gdańsk, Toruń, Łódź, Częstochowa and Gorzyczki.

PUBLIC TRANSPORT

Existing bus stop is 300 m from the park is providing connection with 3 bus lines. The Park is also 7 km from the railway station and 50km to international Katowice Airport.

WORKFORCE

Available resources of qualified personnel as one of the the largest economic, cultural and administrative hub and populous cities in Poland with more than 200,000 inhabitants. In the city there are 6 universities with more than 15,000 students, it satisfies demand for qualified staff for the companies from automotive, energy, metallurgy, retail and manufacturing industries.



Excellent and easy access to the expressway S1, which connects the Park with the city centre.

BUILDING INFORMATION

Building 1.1

16,136 sq m

Building 1.2

6,927 sq m

Building 2

7,846 sq m

WAREHOUSE

Column grid 12 m × 22,5 m

Clear height 10 m

ESFR sprinkler system

Light intensity in the hall 200 lux

Skylights min 2%

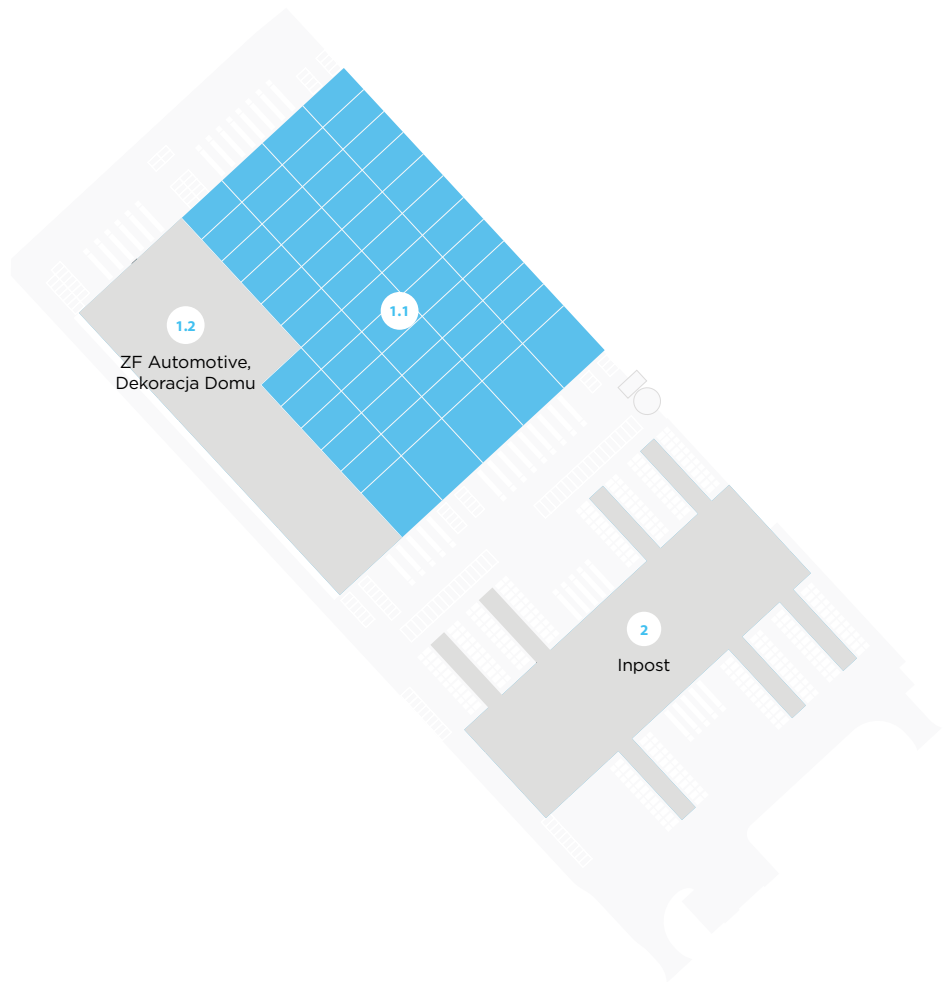
Floor loading 5 t/sq m

OFFICE PREMISES

Clear height 2.7 m

Light intensity 500 lux

Built-to-suit solution



STANDARD TECHNICAL SPECIFICATION

1 SUPPORTING STRUCTURE

Pad or pilot foundations, insulated plinth panels up to 30 cm above floor.

2 FLOOR

Fibre reinforced concrete floor, PE membrane, cut joints, 18 cm thick, surface treated with hardener.

3 ROOF

Corrugated steel sheets, mineral wool insulation, PVC membrane.

4 FAÇADE

Horizontal sandwich panels with mineral wool insulation.

5 DOCKS

1x electrically operated 3 × 3.2 m dock for each 1,000 sq m of hall.

6 HALL INSTALLATIONS

Gas Sahara heaters or infrared gas radiators, heating according to norms for warehousing.

7 PRODUCTION UPGRADE (OPTIONAL)


Increased façade and roof insulation.

8 OFFICES

2 level custom designed in-built, incl. offices, socials, locker rooms, day room, excl. furniture and appliance.

9 OUTSIDE AREAS

Hard areas from concrete pavers, sloped for drainage.



Accolade Holding, a. s.

Czech Republic

Sokolovská 394/17
186 00 Prague 8

info@accolade.eu
+420 220 303 019
www.accolade.eu

Poland

Warsaw Financial Center (29th floor)
Emilii Plater 53
00-113 Warszawa

poland@accolade.eu
+48 504 424 504
www.accolade.eu/pl

Spain

Avda. Aragón 30
46021 Valencia

spain@accolade.eu
www.accolade.eu/en

